




INSTRUCTIONS FOR SENIOR COURSE SELECTION

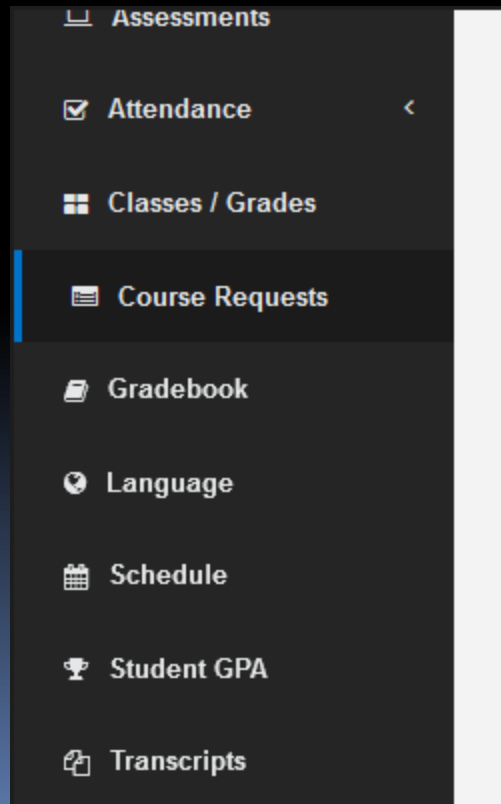


Access Illuminate

- Window is available April 27th – May 7th.
 - Go to lcer.org
 - Click on AAE
 - Click on **Illuminate circle**
- 

Log into the program

- Click on course requests (under classes/grades)
- You should now see your Course Request form

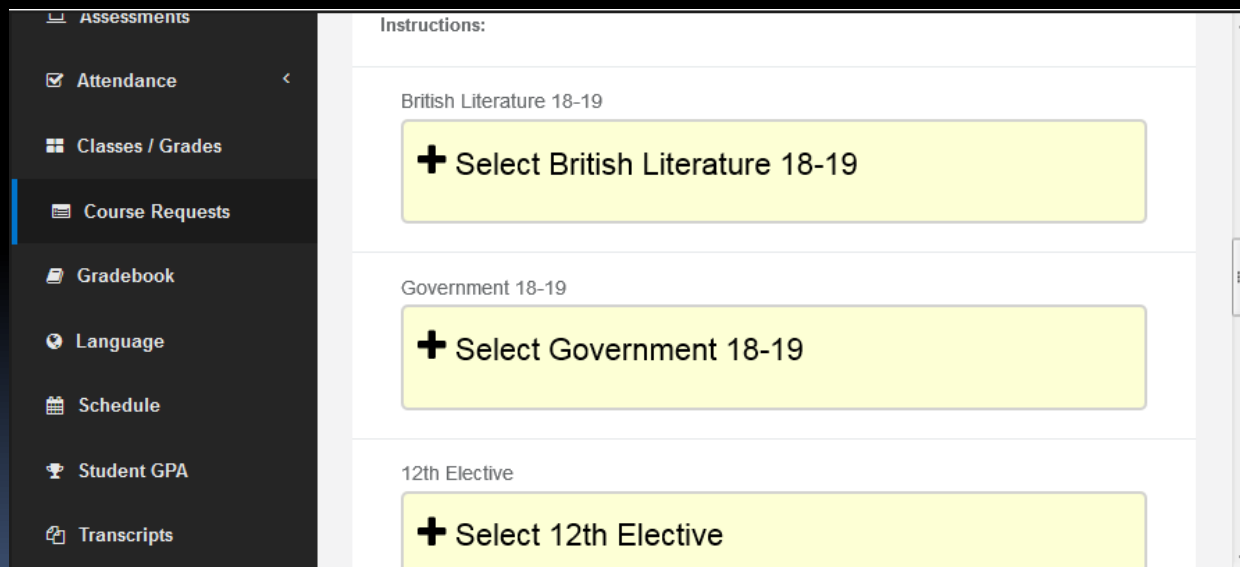


Problems with log-in?

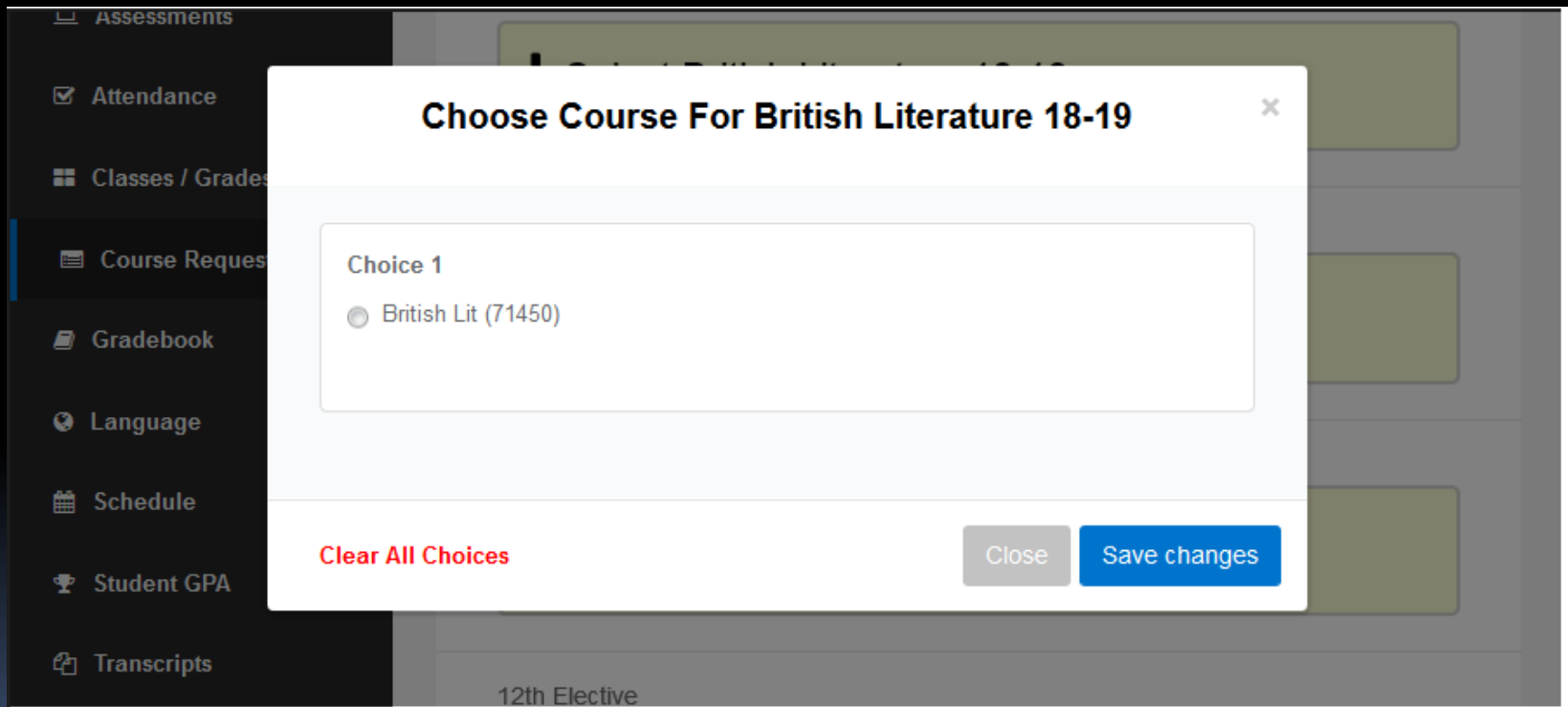
- Contact AAE I.T.
 - Extension 435
 - help@lcer.org

Choosing Classes

- You will see your senior courses listed. Click on each subject area to add a class to your schedule.



Click circle; Save change



The image shows a screenshot of a student portal interface. A dark sidebar on the left contains a menu with the following items: Assessments, Attendance, Classes / Grades, Course Reques, Gradebook, Language, Schedule, Student GPA, and Transcripts. The main content area is partially obscured by a white dialog box titled "Choose Course For British Literature 18-19". Inside the dialog box, there is a section labeled "Choice 1" with a radio button next to the text "British Lit (71450)". At the bottom of the dialog box, there are three buttons: "Clear All Choices" in red text, a grey "Close" button, and a blue "Save changes" button. The background of the portal is dimmed, showing a "12th Elective" label at the bottom.

Assessments

Attendance

Classes / Grades

Course Request

Gradebook

Language

Schedule

Student GPA

Transcripts

+ Select British Literature 18-19

Choose Course For Government 18-19

x

Choice 1

American Govt (74450)

Clear All Choices

Close

Save changes

12th Elective


Choose Four electives

The screenshot shows a web application interface for course selection. On the left is a dark sidebar with navigation options: Assessments, Attendance, Classes / Grad, Course Reque, Gradebook, Language, Schedule, Student GPA, and Transcripts. The 'Course Reque' option is highlighted with a blue bar. A white modal window titled 'Choose Course For 12th Elective' is open in the center, featuring a close button (X) in the top right corner. Below the title, the section 'Choice 1' contains a list of elective courses, each with a radio button for selection:

- AFJROTC 4 (77341)
- AFJROTC 4H (77343)
- Anat and Phys (73270)
- AP Calc AB (72860)
- AP Capstone Research (75555)
- AP European Hist (74270)
- AP Statistics (72900)
- Biology H (73255)
- Business Math (72920)
- Computing w Robotics (79475)



New Classes!

- AP Capstone Seminar
 - Biology Honors
 - Medical Terminology and Pharmacology
 - Astronomy
 - GIS and Spatial Analysis
- 



Friday Clubs

- Choose a first and second choice
 - Club catalog is available at:
lcer.org/counseling/catalogs



Assessments

Attendance

Classes / Grade

Course Reque

Gradebook

Language

Schedule

Student GPA

Transcripts

Choose Course For Club



Choice 1

- Art Club (79835-1)
- Astronomy Club (79835-29)
- Beauty of Math Club (79835-10)
- Chess Club (79835-16)
- Christian Club (79835-11)
- Comic Book Graphic Novel Club (79835-12)
- Cook Like a Chef Club (79835-18)
- Fashion Club (79835-25)
- Geography Explorers Club (79835-19)

Choice 2

- Art Club (79835-1)
- Astronomy Club (79835-29)
- Beauty of Math Club (79835-10)
- Chess Club (79835-16)
- Christian Club (79835-11)
- Comic Book Graphic Novel Club (79835-12)
- Cook Like a Chef Club (79835-18)
- Fashion Club (79835-25)
- Geography Explorers Club (79835-19)


Course Requests


Submit Course Request each time you are prompted to do so



The screenshot displays a student portal interface. On the left is a dark sidebar menu with the following items: Assessments, Attendance, Classes / Grades, Course Requests (highlighted with a blue bar), Gradebook, Language, Schedule, Student GPA, and Transcripts. The main content area is white and contains a 'Club' selection field with a yellow background and a plus sign icon, labeled '+ Select Club'. Below this field is a blue button labeled 'Submit Course Requests'. Underneath the button is a section titled 'Submitted Course Requests' which currently shows 'None'. In the bottom right corner of the main area, there is a link for 'Privacy Policy'.






Off Campus


- Choices available, for more than one period:
 - 1st and 2nd
 - 5th and 6th
 - 1st and 6th
 - Off Campus student **MUST LEAVE CAMPUS**
 - Choices are not guaranteed
- 

- 
- If a pre-selected course appears to be incorrect, first talk to your current teacher in that subject.
 - If your teacher agrees the placement is incorrect –
 - Complete a blue course change request form
 - Forms are available in “N” building office.
 - Return completed forms to “N” building office.
 - Deadline to submit form is May 8th.

- 
- 
- Choosing classes on the first day (April 27th) does not provide an advantage.
 - However, course selections must be completed by May 7th.

- 
- Take time to read the course catalog located on lcer.org/counseling/catalogs.
 - Check for pre-requisites and course requirements.
 - Choose carefully and wisely!
 - The next opportunity for changes will be in July 2018, when opportunities will be limited.

- 
- 
- When selections are complete, CLICK SUBMIT and exit program
 - If you do not CLICK SUBMIT, your selection will not be saved or submitted.

- 
- Congratulations! You have completed your course selections for 2018-2019!