




# **INSTRUCTIONS FOR JUNIOR COURSE SELECTION**

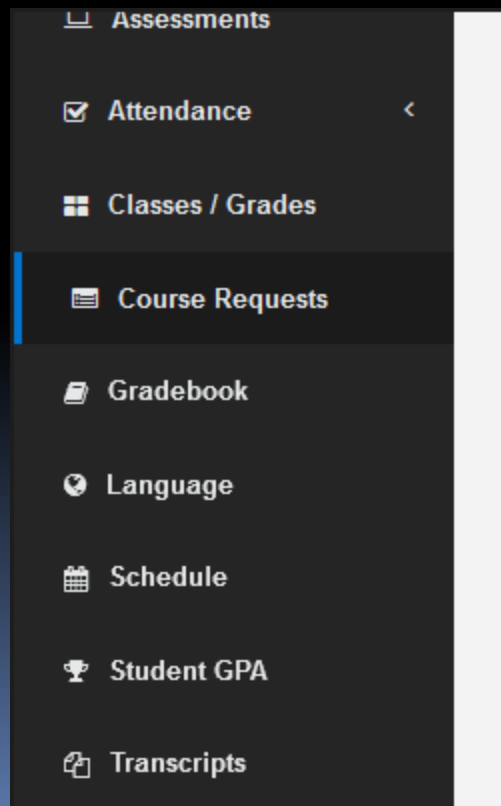


# Access Illuminate

- Window is available April 27<sup>th</sup> – May 6<sup>th</sup>.
  - Go to [Icer.org](http://Icer.org)
  - Click on AAE
    - Click on **Illuminate circle**
- 

# Log into the program

- Click on course requests (under classes/grades)
- You should now see your Course Request form

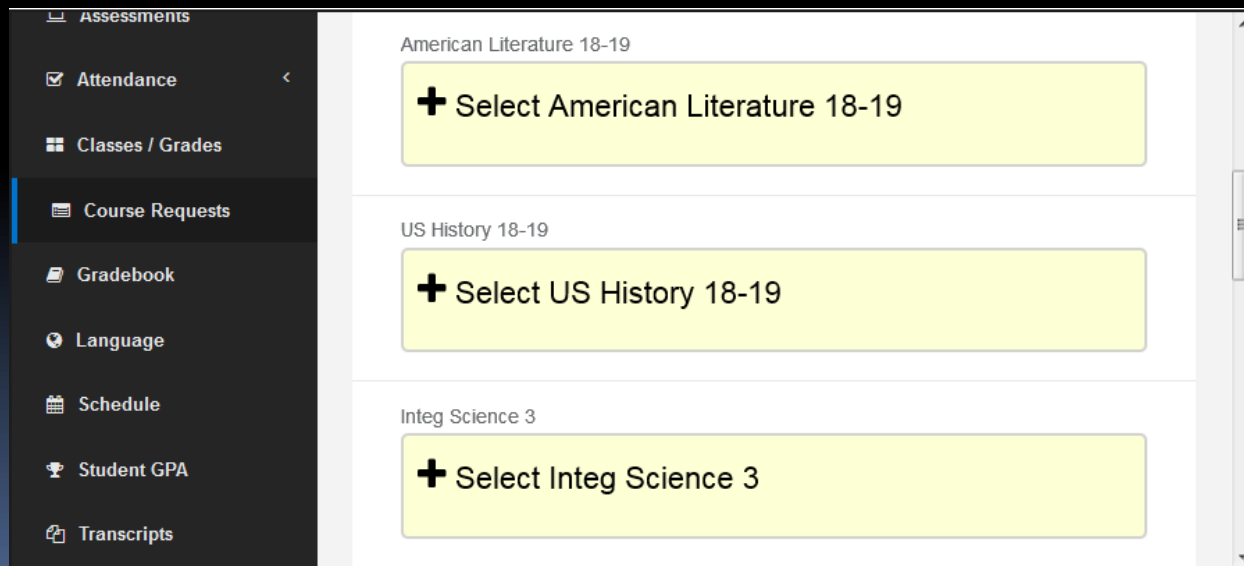


# Problems with log-in?

- Contact AAE I.T.
  - Extension 435
  - [help@lcer.org](mailto:help@lcer.org)

# Choosing Classes

- You will see your junior courses listed. Click on each subject area to add a class to your schedule.



The screenshot displays a student portal interface. On the left is a dark sidebar menu with the following items: Assessments, Attendance (checked), Classes / Grades, Course Requests (highlighted with a blue bar), Gradebook, Language, Schedule, Student GPA, and Transcripts. The main content area is white and shows three course selection options, each with a yellow button containing a plus sign and the text 'Select [Course Name]':

- American Literature 18-19: + Select American Literature 18-19
- US History 18-19: + Select US History 18-19
- Integ Science 3: + Select Integ Science 3

# Click circle; Save change

American Literature 18-19

### Choose Course For American Literature 18-19

Choice 1

American Lit (71350)

[Clear All Choices](#)

Choose course; save change  
Clear All Choices to start over

American Literature 18-19

### Choose Course For Integ Science 3

Choice 1

- Integ Sci 3 (73130)
- Integ Sci 3 H (73132)

[Clear All Choices](#) [Close](#) [Save changes](#)

Assessments

Attendance

Classes / Grades

Course Reques

Gradebook

Language

Schedule

Student GPA

Transcripts

# You will have 2 electives

The screenshot shows a web application interface for course selection. On the left is a dark sidebar with navigation items: Assessments, Attendance, Classes / Grades, Course Reque, Gradebook, Language, Schedule, Student GPA, and Transcripts. The main content area is titled 'Integ Science 3'. A modal window titled 'Choose Course For 11th Elective 18-19' is open, displaying a list of elective options under the heading 'Choice 1'. Each option is preceded by a radio button.

**Choose Course For 11th Elective 18-19**

**Choice 1**

- AFJROTC 3 (77331)
- AFJROTC 3H (77333)
- Anat and Phys (73270)
- AP Capstone Seminar (75550)
- AP European Hist (74270)
- Biology H (73255)
- Computing w Robotics (79475)
- Concert Choir (76210)
- Dig Mov Making I (76730)
- Drama (76410)






# Pre-registration

- Some students will be pre-enrolled in an elective option.
- Examples:
  - ASB
  - Science 2 repeat
- If this applies to you, choose pre-selected



# New Classes!

- AP Capstone Seminar
  - Biology Honors
  - Medical Terminology and Pharmacology
  - Astronomy
  - GIS and Spatial Analysis
- 



# Friday Clubs

- Please choose a first and second choice for club.
  - Club catalog is available at:  
[lcer.org/AAE/counseling/catalogs](http://lcer.org/AAE/counseling/catalogs)



Assessments

Attendance

Classes / Grade

Course Reque

Gradebook

Language

Schedule

Student GPA

Transcripts

## Choose Course For Club



### Choice 1

- Art Club (79835-1)
- Astronomy Club (79835-29)
- Beauty of Math Club (79835-10)
- Chess Club (79835-16)
- Christian Club (79835-11)
- Comic Book Graphic Novel Club (79835-12)
- Cook Like a Chef Club (79835-18)
- Fashion Club (79835-25)
- Geography Explorers Club (79835-19)

### Choice 2

- Art Club (79835-1)
- Astronomy Club (79835-29)
- Beauty of Math Club (79835-10)
- Chess Club (79835-16)
- Christian Club (79835-11)
- Comic Book Graphic Novel Club (79835-12)
- Cook Like a Chef Club (79835-18)
- Fashion Club (79835-25)
- Geography Explorers Club (79835-19)

Course Requests

# Submit Course Request each time you are prompted to do so

The screenshot shows a web application interface with a dark sidebar on the left and a main content area on the right. The sidebar contains the following menu items: Assessments, Attendance, Classes / Grades, Course Requests (highlighted with a blue bar), Gradebook, Language, Schedule, Student GPA, and Transcripts. The main content area is titled "Club" and features a yellow button with a plus sign and the text "Select Club". Below this is a blue button labeled "Submit Course Requests". Underneath the buttons is a section titled "Submitted Course Requests" which currently displays "None". A "Privacy Policy" link is located in the bottom right corner of the main content area.

Assessments

Attendance

Classes / Grades

Course Requests

Gradebook

Language

Schedule

Student GPA

Transcripts

Club


+ Select Club



Submit Course Requests


Submitted Course Requests

None



Privacy Policy


- 
- If a pre-selected course appears to be incorrect, first talk to your current teacher in that subject.
    - If your teacher agrees the placement is incorrect –
      - Complete a blue course change request form
        - Forms are available in “N” building office.
        - Return completed forms to “N” building office.
        - Deadline for submission is May 7<sup>th</sup>.

- 
- 
- Choosing classes on the first day (April 27<sup>th</sup>) does not provide an advantage.
  - However, course selections must be completed by May 6<sup>th</sup>.

- 
- Take time to read the course catalog located on [lcer.org/counseling/catalogs](http://lcer.org/counseling/catalogs).
    - Check for pre-requisites and course requirements.
  - Choose carefully and wisely!
  - The next opportunity for changes will be in July 2018, when opportunities will be limited.



- 
- When selections are complete, CLICK SUBMIT and exit program
    - If you do not CLICK SUBMIT, your selection will not be saved or submitted.
- 

- 
- Congratulations! You have completed your course selections for 2018-2019!